




## HAMPO-USB-0535-V1.0

### 5MP OV5648 Auto Focus USB2.0 Camera Module



003-0535 is a 5MP auto focus USB camera module for education and administration industry. This camera module is based on 1/4" OV5648 sensor, the max definition is about 2592\*1944p, show you an excellent video image. Compatible with most OS and popular Apps: Win XP/ Vista /Win7/Win8 Linux with UVC.

#### Key Features

- Auto Focusing- Shoot objects in millimeter level and in the distance on the same camera , automatically controlled without lens adjustment tool, closer and easier than the fixed focus camera. It can quickly and automatically refocus when an object changes position.
- Mini Size- 60\*9mm mini size USB board camera module, could greatly embedded camera board for application like LED display, smart black board etc.
- Plug&Play: UVC-compliant, just connect the camera to PC computer, laptop, Android device or Raspberry Pi with the USB cable without extra drivers to be installed.



Windows



Android



Mac OS



Linux



Raspberry Pi



## HAMPO-USB-0535-V1.0

### 5MP OV5648 Auto Focus USB2.0 Camera Module

<b>Camera Module No.</b>	<b>HAMPO-USB-0535-V1.0</b>
<b>Resolution</b>	5MP
<b>Image Sensor</b>	OV5648
<b>Sensor Type</b>	1/4"
<b>Pixel Size</b>	1.4um x 1.4um
<b>Dynamic Range</b>	67DB
<b>F.NO</b>	2.0
<b>Pixel</b>	2592*1944
<b>View Angle</b>	75°(DFOV) 63.2°(HFOV)49°(VFOV)
<b>Lens TTL</b>	4.649mm
<b>Module Type</b>	Auto Focus
<b>Lens Model</b>	HAMPO-LENS-40-50016A1-01
<b>Interface</b>	USB 2.0
<b>Output Format</b>	MJPEG / YUV
<b>Auto Control</b>	Saturation, Contrast, Acutance White Balance, Exposure
<b>Audio</b>	High quality digital MIC, single channel
<b>Input Voltage</b>	DC5V
<b>Working Current</b>	Max 500mA
<b>PCB Size</b>	60mm x 9mm
<b>System Compatibility</b>	Windows XP (SP2, SP3), Vista, 7, 8, 10, 11 Android, Mac OS, Linux or OS with UVC Driver Raspberry Pi by USB Port
<b>Software for USB Camera</b>	AMCAP, Webcam Viewer, V4L2 Controls Contacam, VLC Player, MotionEye OS iSpy, ZoneMider, Yawcam
<b>Lens Type</b>	
<b>Operating Temperature</b>	-20°C to +70°C
<b>USB Cable</b>	USB-Cable-U015


Wide Compatibility with Windows, Android, Mac OS, Linux, or Raspberry Pi






# HAMPO-USB-0535-V1.0

## 5MP OV5648 Auto Focus USB2.0 Camera Module



Top View



Side View



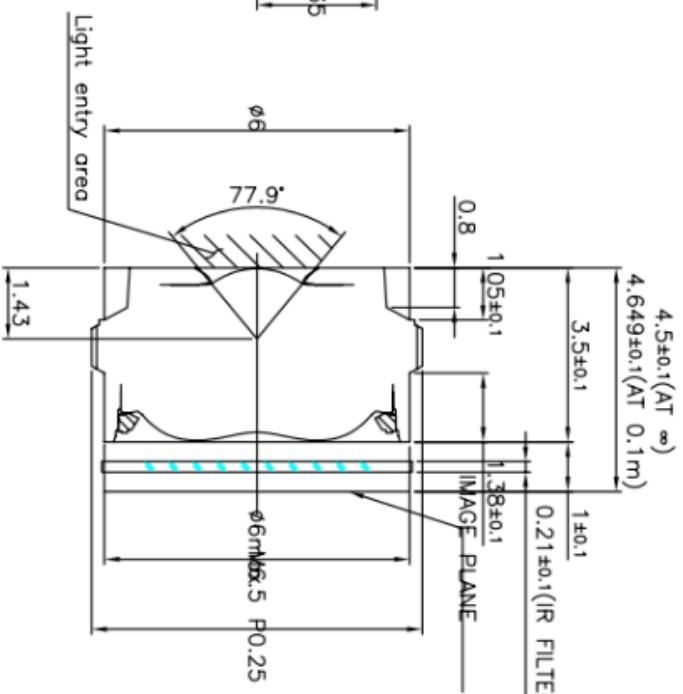
Bottom View




Mating Connector

10  
R

VCN TYPE:ALPS 501A & 508A  
PATENT NO.:US8284291,US8233224,US8179614



	M/TL	DRAWN	
	TREAT	CHECKED	
	SCALE	DATE	APPROVED
	NO.	PS	40-50016A1-01 50016A1
A	TV-DISTRIBUTION TO CHANCE	Jenny	10/10/13
B/C/D	DESCRIPTION	NCSN	ADPN DATE



# OV5648 5-megapixel product brief



available in  
a lead-free  
package

## Cost-Efficient 5-Megapixel Camera Solution for Mainstream Mobile Devices

The OV5648 is a cost-efficient, high performance 5-megapixel CameraChip™ sensor for smartphones and tablets. Utilizing OmniVision's latest 1.4-micron OmniBSI+™ pixel architecture, the OV5648 combines a reduced die size with improved quality photography and high-definition (HD) video, making it ideally suited for mainstream mobile applications.

OmniVision's powerful new OmniBSI+ pixel architecture offers significant performance improvements over our original OmniBSI™ architecture, including a 60 percent increase in full-well capacity and a significant improvement in low-light sensitivity. With OmniBSI+, the 1/4-inch OV5648 is capable of capturing high quality still images as well as 720p HD video at 60 frames per second (fps) and 1080p HD video at 30 fps.

The sensor supports a two-lane MIPI interface, and provides full-frame, windowed or binned 10-bit images in RAW RGB format with complete user control over

formatting and output transfer. It offers defective pixel canceling and all required automatic image control functions, including automatic exposure control, automatic gain control, automatic white balance, and automatic black level calibration.

A secondary image sensor may be connected to the OV5648 enabling a Video-in-Video (ViV) feature in which the secondary image is overlaid to the OV5648 output video. The combined video is streamed out over the MIPI interface. A bypass mode allows a secondary sensor to utilize the OV5648 MIPI interfaced baseband.

The OV5648 can fit into a 6 x 6 mm fixed focus camera module with a z-height of less than 4.5 mm.

Find out more at [www.ovt.com](http://www.ovt.com).






## Applications

- Cellular and Picture Phones
- Toys
- PC Multimedia
- Digital Still Cameras

## Product Features

- 1.4  $\mu\text{m}$  x 1.4  $\mu\text{m}$  pixel with OmniBSI™ technology for high performance (high sensitivity, low crosstalk, low noise)
- support for internal and external frame synchronization for frame exposure mode
- optical size of 1/4"
- support for horizontal and vertical sub-sampling
- automatic image control functions:
  - automatic exposure control (AEC)
  - automatic gain control (AGC)
  - automatic white balance (AWB)
  - automatic black level calibration (ABLC)
- standard serial SCCB interface
- MIPI interface (two lanes)
- Video-in-Video (ViV) and bypass support for secondary sensor
- 32 bytes of embedded one-time programmable (OTP) memory
- defective pixel canceling
- on-chip phase lock loop (PLL)
- support for output formats: 8-/10-bit raw RGB data
- embedded 1.5V regulator for core power
- support for video or snapshot operations
- programmable I/O drive capability, I/O tri-state configurability
- support for LED and flash strobe mode
- support for black sun cancellation

# OV5648



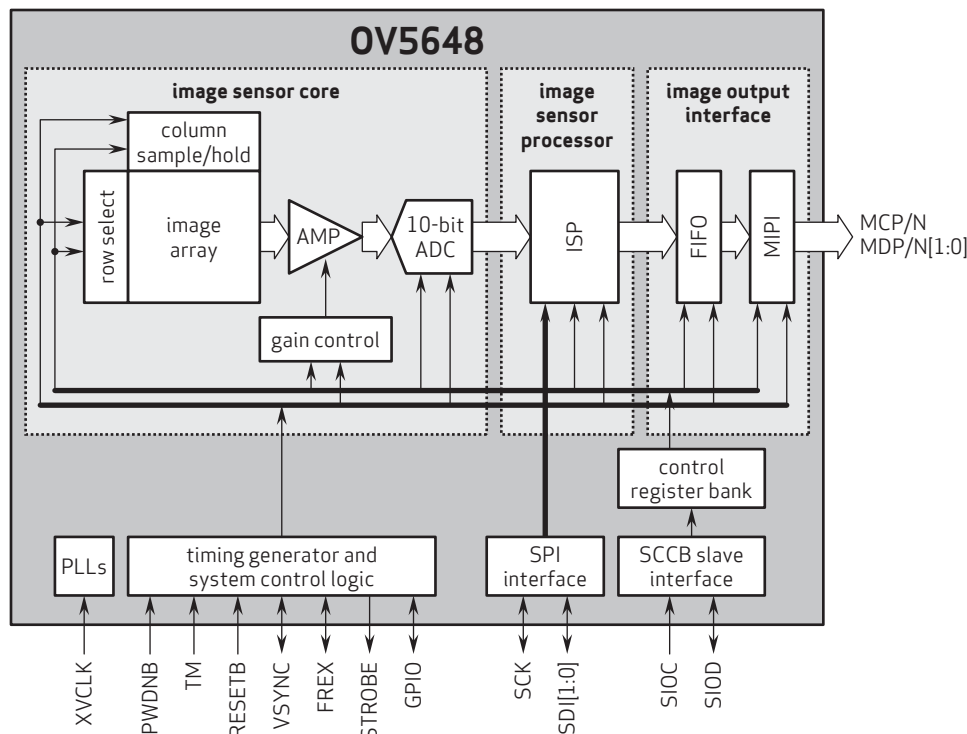
## Ordering Information

- **OV05648-A53A**  
(color, lead-free, 53-pin CSP3)
- **OV05648-G04A**  
(color, chip-probing, 200  $\mu\text{m}$  backgrinding, reconstructed wafer)

## Product Specifications

- **active array size:** 2592 x 1944
- **max S/N ratio:** 36 dB
- **power supply:**
  - core: 1.5V  $\pm$ 5% (with embedded 1.5V regulator)
  - analog: 2.6 - 3.0V (2.8V typical)
  - I/O: 1.7 - 3.0V
- **dynamic range:** 72 dB @ 8x gain
- **maximum image transfer rate:**
  - QSGA (2592x1944): 15 fps
  - 1080p: 30 fps
  - 960p: 45 fps
  - 720p: 60 fps
  - VGA (640x480): 90 fps
- **power requirements:**
  - active: 219 mW
  - standby: 36  $\mu\text{W}$
- **temperature range:**
  - operating: -30°C to 70°C junction temperature
  - stable image: 0°C to 50°C junction temperature
- **sensitivity:** 690 mV/lux-sec
- **shutter:** rolling shutter
- **pixel size:** 1.4  $\mu\text{m}$  x 1.4  $\mu\text{m}$
- **dark current:** 0.7 mV/s @ 50°C junction temperature
- **image area:** 3673.6  $\mu\text{m}$  x 2738.4  $\mu\text{m}$
- **output formats:** 8-/10-bit RGB RAW output
- **lens size:** 1/4"
- **lens chief ray angle:** 29.1°
- **package/die dimensions:**
  - CSP3: 5010  $\mu\text{m}$  x 4810  $\mu\text{m}$
  - COB: 5000  $\mu\text{m}$  x 4800  $\mu\text{m}$
- **input clock frequency:** 6 - 27 MHz

## Functional Block Diagram



4275 Burton Drive  
Santa Clara, CA 95054  
USA

Tel: +1 408 567 3000  
Fax: +1 408 567 3001  
www.ovt.com

OmniVision reserves the right to make changes to their products or to discontinue any product or service without further notice. OmniVision, the OmniVision logo and VarioPixel are registered trademarks of OmniVision Technologies, Inc. CameraChip and OmniBSI+ are trademarks of OmniVision Technologies, Inc. All other trademarks are the property of their respective owners.

**OmniVision**



## Camera Reliability Test

Reliability Inspection Item			Testing Method	Acceptance Criteria
Category		Item		
Environmental	Storage Temperature	High 60°C 96 Hours	Temperature Chamber	No Abnormal Situation
		Low -20°C 96 Hours	Temperature Chamber	No Abnormal Situation
	Operation Temperature	High 60°C 24 Hours	Temperature Chamber	No Abnormal Situation
		Low -20°C 24 Hours	Temperature Chamber	No Abnormal Situation
	Humidity	60°C 80% 24 Hours	Temperature Chamber	No Abnormal Situation
	Thermal Shock	High 60°C 0.5 Hours Low -20°C 0.5 Hours Cycling in 24 Hours	Temperature Chamber	No Abnormal Situation
Physical	Drop Test (Free Falling)	Without Package 60cm	10 Times on Wood Floor	Electrically Functional
		With Package 60cm	10 Times on Wood Floor	Electrically Functional
	Vibration Test	50Hz X-Axis 2mm 30min	Vibration Table	Electrically Functional
		50Hz Y-Axis 2mm 30min	Vibration Table	Electrically Functional
		50Hz Z-Axis 2mm 30min	Vibration Table	Electrically Functional
	Cable Tensile Strength Test	Loading Weight 4 kg 60 Seconds Cycling in 24 Hours	Tensile Testing Machine	Electrically Functional
Electrical	ESD Test	Contact Discharge 2 KV	ESD Testing Machine	Electrically Functional
		Air Discharge 4 KV	ESD Testing Machine	Electrically Functional
	Aging Test	On/Off 30 Seconds Cycling in 24 Hours	Power Switch	Electrically Functional
	USB Connector	On/Off 250 Times	Plug and Unplug	Electrically Functional





## Camera Inspection Standard

Inspection Item		Inspection Method	Standard of Inspection		
Category					
Item					
Appearance	FPC/ PCB	Color	The Naked Eye	Major Difference is Not Allowed.	
		Be Torn/Chopped	The Naked Eye	Copper Crack Exposure is Not Allowed.	
		Marking	The Naked Eye	Clear, Recognizable (Within 30cm Distance)	
	Holder	Scratches	The Naked Eye	The Inside Crack Exposure is Not Allowed	
		Gap	The Naked Eye	Meet the Height Standard	
		Screw	The Naked Eye	Make Sure Screws Are Presented (If Any)	
		Damage	The Naked Eye	The Inside Crack Exposure is Not Allowed	
	Lens	Scratch	The Naked Eye	No Effect On Resolution Standard	
		Contamination	The Naked Eye	No Effect On Resolution Standard	
		Oil Film	The Naked Eye	No Effect On Resolution Standard	
		Cover Tape	The Naked Eye	No Issue On Appearance.	
	Function	Image	No Communication	Test Board	Not Allowed
			Bright Pixel	Black Board	Not Allowed In the Image Center
Dark Pixel			White board	Not Allowed In the Image Center	
Blurry			The Naked Eye	Not Allowed	
No Image			The Naked Eye	Not Allowed	
Vertical Line			The Naked Eye	Not Allowed	
Horizontal Line			The Naked Eye	Not Allowed	
Light Leakage			The Naked Eye	Not Allowed	
Blinking Image			The Naked Eye	Not Allowed	
Bruise			Inspection Jig	Not Allowed	
Resolution			Chart	Follows Outgoing Inspection Chart Standard	
Color			The Naked Eye	No Issue	
Noise			The Naked Eye	Not Allowed	
Corner Dark			The Naked Eye	Less Than 100px By 100px	
Color Resolution			The Naked Eye	No Issue	
Dimension			Height	The Naked Eye	Follows Approval Data Sheet
	Width	The Naked Eye	Follows Approval Data Sheet		
	Length	The Naked Eye	Follows Approval Data Sheet		
	Overall	The Naked Eye	Follows Approval Data Sheet		

**Dongguan Hampo Electronic Technology Co., Ltd.**  
 Address No. 58, New Arising Industrial Zone,  
 Tangxia Town, Dongguan, Guangdong, China

**Web** [www.HampoTech.com](http://www.HampoTech.com)  
**E-mail**  
[Fairy@hampotech.com](mailto:Fairy@hampotech.com)  
[Ella@hampotech.com](mailto:Ella@hampotech.com)

**Tel** (+86) 769 8798 9852  
**Fax** (+86) 879 8798 9853  
**Mobile** (+86) 158 1867 7270

**Skype** FairyTan  
**WeChat** (+86) 15818677270  
**WhatsApp** (+86) 15818677270






## Company HAMPO

Dongguan Hampo Electronic Technology Co., Ltd. was established in 2015, a next-generation technology driven manufacturer specialized in research, design, and produce of audio and video products. Hampo is occupying 150,000 square feet automated plants with 500 employees of annual throughput 180,000,000 units cameras.

Hampo provides OEM, ODM design, contract manufacturing, and builds the camera products. You may provide the requirements to us, even with a hand draft, our sales and engineering work together to meet your needs. We consider ourselves your last-term partner in developing practical and innovative solutions.

Our team covers everything from initial concept development to mass produced product. Hampo specializes in customized camera design, raw material, electronic engineering, firmware/software development, product testing, and packing design. Our experienced strategic supply systems offer a robust and dependable manufacturing capacity for orders of various sizes.



## Limited Warranty

Hampo provides the following limited warranty if you purchased the Product(s) directly from Hampo company or from Hampo's website, [www.hampotech.com](http://www.hampotech.com). Product(s) purchased from other sellers or sources are not covered by this Limited Warranty. Hampo guarantees that the Product(s) will be free from defects in materials and workmanship under normal use for a period of one (1) year from the date you receive the product ("Warranty Period").

For all Product(s) that contain or develop material defects in materials or workmanship during the Warranty Period, Hampo will, at its sole option, either: (i) repair the Product(s); (ii) replace the Product(s) with a new or refurbished Product(s) (replacement Product(s) being of identical model or functional equivalent); or (iii) provide you a refund of the price you paid for the Product(s).

This Limited Warranty of Hampo is solely limited to repair and/or replacement on the terms set forth above. Hampo is not reliable or responsible for any subsequent events.

